

Swivel castor:









441a 08R080c ZPH-5

On request

RHOMBUS 



## Technical data

|                         |   |           |
|-------------------------|---|-----------|
| Diameter                |    | 80 mm     |
| Tread width             |    | 22 mm     |
| Height                  |    | 112 mm    |
| Offset                  |    | 35 mm     |
| Top plate dimensions    |    | 100x80 mm |
| Top plate hole diameter |   | 9 mm      |
| Dist. between holes     |  | 80x60 mm  |
| Load capacity           |  | 70 kg     |

## Technical description

Stable sheet steel design and proven technology

Easy running double ball bearing for good manoeuvrability

Sealing ring in swivel head

## Wheel

solid rubber tyre black (Shore A 80)

sheet steel metal rim zinc passivated

roller bearing