









Swivel castor:

441a 07R080c ZPH-5

On request



Technical data

Diameter		80 mm
Tread width		22 mm
Height		112 mm
Offset		35 mm
Top plate dimensions		100x80 mm
Top plate hole diameter		9 mm
Dist. between holes		80x60 mm
Load capacity		60 kg

Technical description

Stable sheet steel design and proven technology

Easy running double ball bearing for good manoeuvrability

Sealing ring in swivel head

Wheel

solid rubber tyre black (Shore A 80)

plastic wheel centre

roller bearing