







Swivel castor with total brake mounted behind:

340h 29G050r ZLC-5

RHOMBUS 



## Technical data

Diameter		50 mm
Tread width		20 mm
Height		68 mm
Offset		24 mm
Bolt hole diameter		10,5 mm
Load capacity		40 kg

## Technical description

sheet steel metal housing  
swivel bearing with double ball race  
zinc passivated

## Wheel

thermoplastic elastomer tyre (TPE) iron grey RAL 7011 (Shore A 80)  
plastic wheel centre silver grey RAL7001  
without thread guard  
plain bearing  
Contact discoloration on unsealed grounds possible!>>