








Fixed castor:

TFH 100 PT2H



Technical data

Diameter		100 mm
Tread width		38 mm
Height		152 mm
Top plate dimensions		150x115 mm
Top plate hole diameter		12/10 mm
Dist. between holes		120/105x60/75 mm
Load capacity		340 kg

Technical description

heavy steel welded construction

zinc passivated

