









Swivel castor with total brake mounted in front:

TSH 150 NY2HF



Technical data

Diameter		150 mm
Tread width		50 mm
Height		202 mm
Offset		62 mm
Top plate dimensions		150x110 mm
Top plate hole diameter		12/10 mm
Dist. between holes		120/105x60/75 mm
Load capacity		800 kg

Technical description

heavy steel welded construction

zinc passivated

swivel castor with special turntable

grease filling and grease nipple in fork head