












Swivel castor with total brake mounted in front:

BFCV 1503 6100



## Technical data

Diameter		150 mm
Wheel width		38 mm
Hub length		62 mm
Height		202 mm
Offset		59 mm
Wheel axle diameter		12 mm
Top plate dimensions		150 x 110 mm
Top plate hole diameter		10.5 mm
Dist. between holes		105 x 75,80 mm
Load capacity		730 kg
Weight		5.6 kg



## Wheel

Cast iron wheel with bonded-on Vulkollan tyre (Shore A 92) with two ball bearings