












Swivel castor with total brake mounted in front:

BFCV 2003 6100



## Technical data

Diameter		200 mm
Wheel width		45 mm
Hub length		62 mm
Height		252 mm
Offset		66 mm
Wheel axle diameter		12 mm
Top plate dimensions		150 x 110 mm
Top plate hole diameter		10.5 mm
Dist. between holes		105 x 75,80 mm
Load capacity		1100 kg
Weight		7.3 kg



## Wheel

Cast iron wheel with bonded-on Vulkollan tyre (Shore A 92) with two ball bearings