









Swivel castor:

361a 34C075v GPS

RHOMBUS 



## Technical data

Diameter		75 mm
Tread width		2x23 mm
Height		102 mm
Offset		28,5 mm
Top plate dimensions		55x70 mm
Top plate hole diameter		5,5 mm
Dist. between holes		51/57x41 mm
Load capacity		100 kg

## Technical description

sheet steel metal housing

with double ball race

yellow chrome plated



## Wheel

polyurethane tyre iron grey RAL 7011 (Shore A 95)

plastic wheel centre and plastic thread guard silver grey RAL 7001

ball bearing