












Swivel castor with total brake mounted behind:

**BXPR 0801 5100**



## Technical data

Diameter		80 mm
Wheel width		32 mm
Hub length		45 mm
Height		105 mm
Offset		38 mm
Top plate dimensions		105 x 85 mm
Top plate hole diameter		9 mm
Dist. between holes		80 x 60 mm
Brake swivel radius		108 mm
Load capacity		120 kg
Weight		1.1 kg

## Technical description

Swivel fork of deep drawn stainless steel

Swivel bearing with double ball race and sealing

with a total lock brake



## Wheel

Dark grey Polypropylene wheel with a blue elastic rubber tyre (Performa, Shore A 65-70) with one deep groove ball bearing