











Swivel castor: JFCN 1003 6100



Technical data

Diameter		100 mm
Wheel width		50 mm
Hub length		64 mm
Height		152 mm
Offset		52 mm
Top plate dimensions		150 x 110 mm
Top plate hole diameter		10.5 mm
Dist. between holes		105 x 75,80 mm
Load capacity		800 kg
Weight		2.2 kg

Technical description

Heavy duty welded steel swivel fork. Swivel bearing with hardened race way, grease nipple and sealring.

To order a four-station directional lock see article number 2304-0612. Only for Diameter 125 to 250 mm.



Wheel

Cast iron wheel with two deep groove ball bearings