













Swivel castor: JSRG 1002 6123



Technical data

| | | |
|-------------------------|---|-------------|
| Diameter |  | 100 mm |
| Wheel width |  | 40 mm |
| Hub length |  | 45 mm |
| Height |  | 130 mm |
| Offset |  | 40 mm |
| Wheel axle diameter |  | 12 mm |
| Top plate dimensions |  | 105 x 85 mm |
| Top plate hole diameter |  | 9 mm |
| Dist. between holes |  | 80 x 60 mm |
| Brake swivel radius |  | 120 mm |
| Load capacity |  | 150 kg |
| Weight |  | 1.1 kg |

Technical description

Swivel fork of deep drawn zinc-coated steel
Swivelhead with sealed precision ball bearing and a grease nipple



Wheel

Glass fibre reinforced polyamide wheel with grey rubber tyre

(Shore A 65) with two deep groove ball bearings