













Swivel castor: JXPA 0802 5000



Technical data

Diameter		80 mm
Wheel width		35 mm
Hub length		45 mm
Height		110 mm
Offset		35 mm
Wheel axle diameter		8 mm
Top plate dimensions		105 x 85 mm
Top plate hole diameter		9 mm
Dist. between holes		80 x 60 mm
Brake swivel radius		120 mm
Load capacity		180 kg
Weight		0.9 kg

Technical description

Swivel fork of deep drawn stainless steel.
Swivelhead with

sealed precision ball bearing, grease nipple and
O-ring seal.

In case of extreme conditions (like frequent jet
cleaning) maintenance

by relubrication is necessary



Wheel

Polyamide wheel with polyurethane tyre

(Shore A 92) and one deep groove ball bearing