












# Swivel castor: JXPR 1603 6443



## Technical data

Diameter		160 mm
Wheel width		50 mm
Hub length		64 mm
Height		195 mm
Offset		55 mm
Top plate dimensions		135 x 112 mm
Top plate hole diameter		11 mm
Dist. between holes		105 x 75,80 mm
Brake swivel radius		145 mm
Load capacity		250 kg
Weight		2.03 kg

## Technical description

Swivel fork of deep drawn stainless steel.  
Swivelhead with

sealed precision ball bearing, grease nipple and O-ring seal.

In case of extreme conditions (like frequent jet cleaning) maintenance

by relubrication is necessary



## Wheel

Dark grey Polypropylene wheel with blue elastic tyre

(Performa, Shore A 65 - 70) with two deep groove ball bearings