







Wheel:

WHPH 1253 6553/N=60



Technical data

Diameter		125 mm
Wheel width		50 mm
Hub length		60 mm
Wheel axle diameter		25 mm
Load capacity		1250 kg
Weight		1.2 kg

Wheel

Polyamide wheel with two sealed deep groove ball bearings