









Swivel castor with wheel locking brake:

287b 00G050x KPS

On request



## Technical data

|                         |   |          |
|-------------------------|---|----------|
| Diameter                |    | 50 mm    |
| Tread width             |    | 2x11 mm  |
| Height                  |    | 60 mm    |
| Offset                  |    | 17 mm    |
| Top plate dimensions    |    | 38x38 mm |
| Top plate hole diameter |   | 5 mm     |
| Dist. between holes     |  | 25x25 mm |
| Load capacity           |  | 40 kg    |

## Technical description

housing and wheel made of polyamide (PA)

attachments zinc-plated

hard running surface (for soft floors)

## Wheel

polyamide black

plain bearing