

Swivel castor with wheel locking brake:







287b 00G050x KS02

On request

RHOMBUS 



Technical data

| | | |
|---------------|---|----------|
| Diameter |  | 50 mm |
| Tread width |  | 2x11 mm |
| Height |  | 56 mm |
| Offset |  | 17 mm |
| Stem size |  | 11x20 mm |
| Load capacity |  | 40 kg |

Technical description

housing and wheel made of polyamide (PA)

attachments zinc-plated

hard running surface (for soft floors)

Wheel

polyamide black

plain bearing