









Swivel castor:

441a 00G065xZPH-BH90

On request



## Technical data

Diameter		65 mm
Tread width		32 mm
Height		90 mm
Top plate dimensions		104x80 mm
Top plate hole diameter		9 mm
Dist. between holes		72x52/80x60 mm
Brake swivel radius		37,5 mm
Load capacity		90 kg

## Technical description

stable sheet steel design and proven technology

easy running double ball bearing for good manoeuvrability

wide choice of wheels for different areas of application



## Wheel

polyamide black

plain bearing