

Swivel castor with wheel locking brake:







288b 34G050v KS02

On request

RHOMBUS 



Technical data

| | | |
|---------------|--|----------|
| Diameter |  | 50 mm |
| Tread width |  | 2x11 mm |
| Height |  | 56 mm |
| Offset |  | 17 mm |
| Stem size |  | 11x20 mm |
| Load capacity |  | 40 kg |

Technical description

housing and wheel made of polyamide (PA-RAL 7035)

attachments zinc-plated

Wheel

wheel bandage of polyurethane (PU-RAL 7015)

soft running surface (for hard floors)