

Swivel castor with wheel locking brake:







288b 34G075v KS02

On request

RHOMBUS 



## Technical data

Diameter		75 mm
Tread width		2x13 mm
Height		81 mm
Offset		24 mm
Stem size		11x20 mm
Load capacity		50 kg

## Technical description

housing and wheel made of polyamide (PA-RAL 7035)

attachments zinc-plated

## Wheel

wheel bandage of polyurethane (PU-RAL 7015)

soft running surface (for hard floors)