










Swivel castor:

441a 00R080p ZPH



## Technical data

Diameter		80 mm
Tread width		33 mm
Height		107 mm
Offset		34 mm
Top plate dimensions		104x80 mm
Top plate hole diameter		9 mm
Dist. between holes		72x52/80x60 mm
Load capacity		100 kg
Weight		572 g

## Technical description

stable sheet steel design and proven technology

easy running double ball bearing for good manoeuvrability

wide choice of wheels for different areas of application



## Wheel

polyamide white

roller bearing