









Fixed castor:

439a 00R065p ZPG



Technical data

Diameter		65 mm
Tread width		33 mm
Height		92 mm
Top plate dimensions		104x84 mm
Top plate hole diameter		9 mm
Dist. between holes		72x52/80x60 mm
Load capacity		100 kg
Weight		318 g

Technical description

stable sheet steel design and proven technology

wide choice of wheels for different areas of application

zinc passivated



Wheel

polyamide white

roller bearing