








Fixed castor:

439a 00R125p ZPI



Technical data

Diameter		125 mm
Tread width		40 mm
Height		156 mm
Top plate dimensions		115x85 mm
Top plate hole diameter		9 mm
Dist. between holes		80x55/60 mm
Load capacity		150 kg

Technical description

stable sheet steel design and proven technology

wide choice of wheels for different areas of application

zinc passivated



Wheel

polyamide white

roller bearing