









Fixed castor:

439a 14R160e ZPK

RHOMBUS 



## Technical data

|                         |   |              |
|-------------------------|---|--------------|
| Diameter                |    | 160 mm       |
| Tread width             |    | 40 mm        |
| Height                  |    | 197 mm       |
| Top plate dimensions    |    | 138x109 mm   |
| Top plate hole diameter |    | 11 mm        |
| Dist. between holes     |    | 105x75/80 mm |
| Load capacity           |   | 250 kg       |
| Weight                  |  | 1620 g       |

## Technical description

stable sheet steel design and proven technology

wide choice of wheels for different areas of application

zinc passivated



## Wheel

elastic solid rubber tyre black (Shore A 67)

vulcanised firmly on plastic wheel centre black

roller bearing