







Wheel:

14K160e-20

RHOMBUS 



Technical data

Diameter		160 mm
Tread width		40 mm
Hub length		60 mm
Wheel axle diameter		20 mm
Load capacity		250 kg
Weight		896 g



Wheel

elastic solid rubber tyre black (Shore A 67)

vulcanised firmly on plastic wheel centre black

precision ball bearing