










Swivel castor:

360a 33C075b ZPC

On request



Technical data

| | | |
|-------------------------|---|----------|
| Diameter |  | 75 mm |
| Tread width |  | 2x22 mm |
| Height |  | 101 mm |
| Offset |  | 35 mm |
| Top plate dimensions |  | 60x60 mm |
| Top plate hole diameter |  | 6 mm |
| Dist. between holes |  | 46x46 mm |
| Load capacity |  | 80 kg |
| Weight |  | 538 g |

Technical description

sheet steel metal housing

swivel bearing with double ball race

zinc passivated



Wheel

solid rubber tyre blue-grey (Shore A 80)

plastic wheel centre grey

metal thread guard zinc-passivated (from Ø 75 mm)

flange bearing

Attention: wheel in Ø 50 mm riveted!