

Swivel castor:







360a 33G050b ZLC

On request

RHOMBUS 



Technical data

Diameter		50 mm
Tread width		2x18 mm
Height		73 mm
Offset		25 mm
Bolt hole diameter		10 mm
Load capacity		60 kg

Technical description

sheet steel metal housing
swivel bearing with double ball race
zinc passivated



Wheel

solid rubber tyre blue-grey (Shore A 80)
plastic wheel centre grey
plain bearing