

Swivel castor:









357a 29K150r ZPH-5

On request

RHOMBUS 



Technical data

| | | |
|-------------------------|---|-----------|
| Diameter |  | 150 mm |
| Tread width |  | 32 mm |
| Height |  | 184,5 mm |
| Offset |  | 45 mm |
| Top plate dimensions |  | 100x80 mm |
| Top plate hole diameter |  | 9 mm |
| Dist. between holes |  | 80x60 mm |
| Load capacity |  | 130 kg |

Technical description

sheet steel metal housing

swivel bearing with double ball race

zinc passivated

also available with bolt hole LC (10,5 mm)
and swivel castors with directional brake (357r)

Wheel

thermoplastic elastomer tyre (TPE) iron grey RAL 7011 (Shore A 80)

plastic wheel centre and thread guard silver grey RAL7001

precision ball bearing

Contact discoloration on unsealed grounds possible!>>