

Swivel castor:





357a 29K150r Z622-5

On request

RHOMBUS 



## Technical data

|               |  |            |
|---------------|--|------------|
| Diameter      |   | 150 mm     |
| Tread width   |   | 32 mm      |
| Height        |   | 188 mm     |
| Offset        |   | 45 mm      |
| Stem size     |   | 28x44,5 mm |
| Load capacity |  | 130 kg     |

## Technical description

sheet steel metal housing

swivel bearing with double ball race

zinc passivated

also available with bolt hole LC (10,5 mm)  
and swivel castors with directional brake (357r)

## Wheel

thermoplastic elastomer tyre (TPE) iron grey RAL 7011 (Shore A 80)

plastic wheel centre and thread guard silver grey RAL7001

precision ball bearing

Contact discoloration on unsealed grounds possible!>>