

Swivel castor:









441a 08R100c ZPH-5

On request

RHOMBUS 



Technical data

Diameter		100 mm
Tread width		22 mm
Height		128 mm
Offset		39 mm
Top plate dimensions		100x80 mm
Top plate hole diameter		9 mm
Dist. between holes		80x60 mm
Load capacity		90 kg

Technical description

Stable sheet steel design and proven technology

Easy running double ball bearing for good manoeuvrability

Sealing ring in swivel head

Wheel

solid rubber tyre black (Shore A 80)

sheet steel metal rim zinc passivated

roller bearing