









Swivel castor with total brake mounted behind:

441h 07R100c ZPH-5

On request



Technical data

| | | |
|-------------------------|---|-----------|
| Diameter |  | 100 mm |
| Tread width |  | 22 mm |
| Height |  | 128 mm |
| Offset |  | 39 mm |
| Top plate dimensions |  | 100x80 mm |
| Top plate hole diameter |  | 9 mm |
| Dist. between holes |  | 80x60 mm |
| Load capacity |  | 75 kg |

Technical description

Stable sheet steel design and proven technology

Easy running double ball bearing for good manoeuvrability

Sealing ring in swivel head



Wheel

solid rubber tyre black (Shore A 80)

plastic wheel centre

roller bearing