







Swivel castor with total brake mounted behind:

357h 29G100r ZLD

RHOMBUS 



Technical data

Diameter		100 mm
Tread width		30 mm
Height		129,5 mm
Offset		47,5 mm
Bolt hole diameter		13 mm
Load capacity		100 kg

Technical description

sheet steel metal housing

swivel bearing with double ball race

zinc passivated

also available with plate PD (77x67 mm) and bolt hole LC (11 mm)



Wheel

thermoplastic elastomer tyre (TPE) iron grey RAL 7011 (Shore A 80)

plastic wheel centre silver grey RAL7001

without thread guard

plain bearing

Contact discoloration on unsealed grounds possible!>>