

Swivel castor with total brake mounted behind:







441h 08R160c ZLD-5

On request



RHOMBUS

Technical data

Diameter		160 mm
Tread width		30 mm
Height		189 mm
Offset		57 mm
Bolt hole diameter		16,5 mm
Load capacity		200 kg

Technical description

Stable sheet steel design and proven technology

Easy running double ball bearing for good manoeuvrability

Sealing ring in swivel head



Wheel

solid rubber tyre black (Shore A 80)

sheet steel metal rim zinc passivated

roller bearing