

Swivel castor with total brake mounted behind:







441h 08R200c ZLD-5

On request



RHOMBUS

## Technical data

|                    |  |         |
|--------------------|--|---------|
| Diameter           |   | 200 mm  |
| Tread width        |   | 30 mm   |
| Height             |   | 227 mm  |
| Offset             |   | 62 mm   |
| Bolt hole diameter |   | 16,5 mm |
| Load capacity      |  | 230 kg  |

## Technical description

Stable sheet steel design and proven technology

Easy running double ball bearing for good manoeuvrability

Sealing ring in swivel head



## Wheel

solid rubber tyre black (Shore A 80)

sheet steel metal rim zinc passivated

roller bearing