

Swivel castor with directional lock:







357r 29G100r ZLD

On request

RHOMBUS 



Technical data

| | | |
|--------------------|--|----------|
| Diameter |  | 100 mm |
| Tread width |  | 30 mm |
| Height |  | 129,5 mm |
| Offset |  | 47,5 mm |
| Bolt hole diameter |  | 13 mm |
| Load capacity |  | 100 kg |

Technical description

sheet steel metal housing

swivel bearing with double ball race

zinc passivated

also available with plate PD (77x67 mm) and bolt hole LC (11 mm)



Wheel

thermoplastic elastomer tyre (TPE) iron grey RAL 7011 (Shore A 80)

plastic wheel centre silver grey RAL7001

without thread guard

plain bearing

Contact discoloration on unsealed grounds possible!>>