

Swivel castor:







441a 07R160c ZLD-5

On request

RHOMBUS 



Technical data

Diameter		160 mm
Tread width		30 mm
Height		189 mm
Offset		57 mm
Bolt hole diameter		16,5 mm
Load capacity		140 kg

Technical description

Stable sheet steel design and proven technology

Easy running double ball bearing for good manoeuvrability

Sealing ring in swivel head

Wheel

solid rubber tyre black (Shore A 80)

plastic wheel centre

roller bearing