







Swivel castor with total brake mounted behind:

340h 29G075r ZLC-5

RHOMBUS 



Technical data

Diameter		75 mm
Tread width		25 mm
Height		98 mm
Offset		28 mm
Bolt hole diameter		10,5 mm
Load capacity		60 kg

Technical description

sheet steel metal housing
swivel bearing with double ball race
zinc passivated

Wheel

thermoplastic elastomer tyre (TPE) iron grey RAL 7011 (Shore A 80)
plastic wheel centre silver grey RAL7001
without thread guard
plain bearing
Contact discoloration on unsealed grounds possible!>>