








Fixed castor:

TFH 300 PT2H

On request



## Technical data

Diameter		300 mm
Tread width		45 mm
Height		353 mm
Top plate dimensions		150x115 mm
Top plate hole diameter		12/10 mm
Dist. between holes		120/105x60/75 mm
Load capacity		1400 kg

## Technical description

heavy steel welded construction

zinc passivated

