









Swivel castor with total brake mounted in front:

TSH 125 PT2HF



Technical data

Diameter		125 mm
Tread width		38 mm
Height		177 mm
Offset		55,5 mm
Top plate dimensions		150x110 mm
Top plate hole diameter		12/10 mm
Dist. between holes		120/105x60/75 mm
Load capacity		425 kg

Technical description

heavy steel welded construction

zinc passivated

swivel castor with special turntable

grease filling and grease nipple in fork head

