






Swivel castor with wheel locking brake:

340b 33G050b ZPB

RHOMBUS 



## Technical data

Diameter		50 mm
Tread width		18 mm
Height		70 mm
Offset		24 mm
Top plate dimensions		54x54 mm
Top plate hole diameter		6,3 mm
Dist. between holes		40x40 mm
Load capacity		40 kg
Weight		252 g

## Technical description

sheet steel metal housing

swivel bearing with double ball race

zinc passivated



## Wheel

solid rubber tyre blue-grey (Shore A 80)

plastic wheel centre grey

plain bearing

Attention: wheel in Ø 50 mm riveted!