










Swivel castor with total brake mounted behind:

341h 33G075b ZPC



Technical data

Diameter		75 mm
Tread width		24 mm
Height		103 mm
Offset		37 mm
Top plate dimensions		60x60 mm
Top plate hole diameter		6,3 mm
Dist. between holes		47x47/37x37 mm
Load capacity		50 kg
Weight		415 g

Technical description

sheet steel metal housing

swivel bearing with double ball race

zinc passivated



Wheel (30C075aZ)

solid rubber tyre black (Shore A 80)

electrically conductive

free of contact discoloration

metal thread guard

sheet steel metal rim zinc passivated

flange bearing



**Alternatively chosen wheel:
30C075aZ**