













Swivel castor with total brake mounted in front:

**BFPN 1253 6100**



## Technical data

|                         |   |                |
|-------------------------|---|----------------|
| Diameter                |    | 125 mm         |
| Wheel width             |    | 50 mm          |
| Hub length              |    | 62 mm          |
| Height                  |    | 177 mm         |
| Offset                  |    | 55.5 mm        |
| Wheel axle diameter     |    | 12 mm          |
| Top plate dimensions    |    | 150 x 110 mm   |
| Top plate hole diameter |   | 10.5 mm        |
| Dist. between holes     |  | 105 x 75,80 mm |
| Brake swivel radius     |  | 160 mm         |
| Load capacity           |  | 1250 kg        |
| Weight                  |  | 2.8 kg         |



## Wheel

Polyamide wheel with two deep groove ball bearings