












Swivel castor with total brake mounted behind:

BPAU 1603 6440



Technical data

| | | |
|-------------------------|---|----------------|
| Diameter |  | 160 mm |
| Wheel width |  | 50 mm |
| Hub length |  | 62 mm |
| Height |  | 195 mm |
| Offset |  | 60 mm |
| Top plate dimensions |  | 140 x 110 mm |
| Top plate hole diameter |  | 10.5 mm |
| Dist. between holes |  | 105 x 75,80 mm |
| Brake swivel radius |  | 178 mm |
| Load capacity |  | 250 kg |
| Weight |  | 3.1 kg |

Technical description

Swivel fork of deep drawn zinc-coated steel,

swivel bearing with double ball race way and sealring (excluded the bolt hole fixing plate) with a total lock brake



Wheel

Aluminium wheels with bonded-on polyurethane tyre (Shore A 92) with two deep groove ball bearings and steel collar bushes external diameter 15/20/25 mm to internal 8/10/12 mm. Operating temperatures from -20°C to + 80°C