







Swivel castor:

357a 32C125b Z522

RHOMBUS 



## Technical data

|               |   |                   |
|---------------|---|-------------------|
| Diameter      |  | 125 mm            |
| Tread width   |  | 32 mm             |
| Height        |  | 157 mm            |
| Offset        |  | 43,5 mm           |
| Stem size     |  | 24x45<br>M8/19 mm |
| Load capacity |  | 100 kg            |

## Technical description

sheet steel metal housing

swivel bearing with double ball race

zinc passivated

also available with plate PD (77x67 mm) and bolt hole LC (11 mm)



## Wheel

solid rubber tyre blue-grey (Shore A 80)

sheet steel metal rim zinc passivated

metal thread guard

flange bearing