













Swivel castor with total brake mounted behind:

BPPB 1603 2101



Technical data

Diameter		160 mm
Wheel width		45 mm
Hub length		60 mm
Height		195 mm
Offset		53 mm
Wheel axle diameter		20 mm
Top plate dimensions		135 x 110 mm
Top plate hole diameter		11 mm
Dist. between holes		105 x 75,80 mm
Brake swivel radius		178 mm
Load capacity		220 kg
Weight		3.1 kg

Technical description

Swivel fork of deep drawn zinc-coated steel,

swivel bearing with double ball race way and searing (excluded the bolt hole fixing plate) with a total lock brake



Wheel

Polyamide wheel with blue rubber tyre

(Shore A 70) with roller bearing