













Swivel castor with total brake mounted behind:

**BPSG 1001 2101**



## Technical data

Diameter		100 mm
Wheel width		30 mm
Hub length		40 mm
Height		128 mm
Offset		34 mm
Wheel axle diameter		12 mm
Top plate dimensions		105 x 85 mm
Top plate hole diameter		9.6 mm
Dist. between holes		80 x 60 mm
Brake swivel radius		128 mm
Load capacity		70 kg
Weight		1.2 kg

## Technical description

Swivel fork of deep drawn zinc-coated steel,

swivel bearing with double ball race way and sealing (excluded the bolt hole fixing plate) with a total lock brake



## Wheel

Pressed sheetsteel wheel with grey rubber tyre

(Shore A 85) and roller bearing