










Swivel castor with total brake mounted behind:

BTPC 1255 7000



Technical data

| | | |
|---------------------|---|---------|
| Diameter |  | 125 mm |
| Wheel width |  | 40 mm |
| Hub length |  | 50 mm |
| Height |  | 151 mm |
| Offset |  | 42.5 mm |
| Bolt hole diameter |  | 12 mm |
| Brake swivel radius |  | 120 mm |
| Load capacity |  | 150 kg |
| Weight |  | 1.4 kg |

Technical description

Swivel fork of deep drawn zinc-coated steel

Swivel bearing with double ball raceways and sealring

with total lock brake and an extra sturdy

plate (4 mm) and fork legs (3.5 mm)

for even higher load capacity



Wheel

Dark grey Polypropylene wheel with grey antistatic rubber tyre

(Performa, Shore A 65 - 70) with one stainless steel deep groove ball bearing