






Swivel castor with total brake mounted behind:

BXPC 1255 7000



Technical data

| | | |
|---------------------|---|--------|
| Diameter |  | 125 mm |
| Wheel width |  | 40 mm |
| Hub length |  | 50 mm |
| Height |  | 156 mm |
| Offset |  | 38 mm |
| Bolt hole diameter |  | 12 mm |
| Brake swivel radius |  | 138 mm |
| Load capacity |  | 150 kg |
| Weight |  | 1 kg |

Technical description

Swivel fork of deep drawn stainless steel

Swivel bearing with double ball race and sealring

with a total lock brake



Wheel

Dark grey Polypropylene wheel with grey antistatic rubber tyre

(Performa, Shore A 65 - 70) with one stainless steel deep groove ball bearing