











Swivel castor with total brake mounted behind:

**BXPG 1255 1000**



## Technical data

Diameter		125 mm
Wheel width		37.5 mm
Hub length		45 mm
Height		156 mm
Offset		35 mm
Wheel axle diameter		15 mm
Bolt hole diameter		12.5 mm
Brake swivel radius		135 mm
Load capacity		100 kg
Weight		1.3 kg

## Technical description

Swivel fork of deep drawn stainless steel

Swivel bearing with double ball race and sealring  
with a total lock brake



## Wheel

Polypropylene wheel with grey rubber tyre (Shore A 85) and plain bearing