













Swivel castor with total brake mounted behind:

BXPN 1603 1100



Technical data

| | | |
|-------------------------|---|--------------|
| Diameter |  | 160 mm |
| Wheel width |  | 40 mm |
| Hub length |  | 60 mm |
| Height |  | 195 mm |
| Offset |  | 55 mm |
| Wheel axle diameter |  | 20 mm |
| Top plate dimensions |  | 135 x 105 mm |
| Top plate hole diameter |  | 11 mm |
| Dist. between holes |  | 105 x 80 mm |
| Brake swivel radius |  | 175 mm |
| Load capacity |  | 250 kg |
| Weight |  | 2.4 kg |

Technical description

Swivel fork of deep drawn stainless steel

Swivel bearing with double ball race and sealing
with a total lock brake



Wheel

Polyamide wheel with plain bearing