












# Swivel castor: DTPC 1252 7100



## Technical data

|                         |   |             |
|-------------------------|---|-------------|
| Diameter                |    | 125 mm      |
| Wheel width             |    | 40 mm       |
| Hub length              |    | 50 mm       |
| Height                  |    | 155 mm      |
| Offset                  |    | 42.5 mm     |
| Top plate dimensions    |    | 105 x 88 mm |
| Top plate hole diameter |    | 8.5 mm      |
| Dist. between holes     |   | 80 x 60 mm  |
| Brake swivel radius     |  | 134 mm      |
| Load capacity           |  | 150 kg      |
| Weight                  |  | 1.24 kg     |

## Technical description

Swivel fork of deep drawn zinc-coated steel

Swivel head with double ball race and sealring

with directional lock



## Wheel

Dark grey Polypropylene wheel with grey antistatic rubber tyre

(Performa, Shore A 65 - 70) with one stainless steel deep groove ball bearing